

Seven Seas Voyager® SUITES — FULLY REFURBISHED OCTOBER 2013

UPPER SUITE *Amenities* INCLUDE

MASTER (MS) • GRAND (GS) • VOYAGER (VS) * SEVEN SEAS (SS) • PENTHOUSE (A,B & C)

- FREE Business Class Air on Select Voyages
- Daily Canapés
- Hermès® Amenities
- Personal Butler
- iPhone Docking Station to accommodate all iPhone® models
- Complimentary use of iPad®
- *Plus* All Amenities Listed Below

CONCIERGE & ABOVE *Amenities* INCLUDE

CONCIERGE (D-E)

- FREE WiFi Throughout the Ship†
- FREE Pre- or Post-Cruise Land Programs on Many Itineraries
- FREE 1-Night Pre-Cruise Luxury Hotel Package Including:
 - FREE Ground Transfers
 - FREE Breakfast
 - FREE Portage
- Priority Online Shore Excursion Reservations
- Onboard Discounts
- *Plus* All Amenities Listed Below

DELUXE VERANDA & ABOVE *Amenities* INCLUDE

(F-H)

- Marble Bathroom
- Private Balcony
- European King-Size Suite Slumber Bed®
- Sitting Area
- Interactive Flat-Screen Television & Direct-Dial Satellite Phone
- Personalized Mini-Bar Set-up
- Vanity & Hair Dryer
- Regent Bathrobe & Slippers
- L'Occitane® Amenities
- Walk-in Closet with Safe



MASTER SUITE CATEGORY MS

SUITES 1100 & 1101: 1,403 SQ. FT. Suite: 1,216 sq. ft. | Balcony: 187 sq. ft.

SUITES 700 & 701: 1,335 SQ. FT. Suite: 1,152 sq. ft. | Balcony: 183 sq. ft.

includes all Upper Suite amenities listed above

Suite includes 2 ½ marble bathrooms and 2 spacious bedrooms



GRAND SUITE CATEGORY GS

876 SQ. FT. Suite: 753 sq. ft. | Balcony: 123 sq. ft.

includes all Upper Suite amenities listed above

Suite includes 1 ½ marble bathrooms

Suite measurements are approximate, and those in same category may vary in size. Suites may also have different furniture placement than as depicted in photographs.

†Beginning November 2014, receive up to 500 minutes of FREE WiFi depending on length of voyage.



VOYAGER SUITE CATEGORY VS

604 SQ. FT. Suite: 554 sq. ft. | Balcony: 50 sq. ft.

includes all Upper Suite amenities listed on previous page
Suite includes 1½ marble bathrooms



SEVEN SEAS SUITE CATEGORY SS

545 - 711 SQ. FT. Suite: 392-495 sq. ft. | Balcony: 50-283 sq. ft.

includes all Upper Suite amenities listed on previous page
Seven Seas Forward Suite includes 1½ marble bathrooms



PENTHOUSE SUITE CATEGORY A-B

370 SQ. FT. Suite: 320 sq. ft. | Balcony: 50 sq. ft.

includes all Upper Suite amenities listed on previous page



PENTHOUSE SUITE CATEGORY C

386 - 443 SQ. FT. Suite: 306 sq. ft. | Balcony: 80-137 sq. ft.

includes all Upper Suite amenities listed on previous page



CONCIERGE SUITE CATEGORY D-E

356 SQ. FT. Suite: 306 sq. ft. | Balcony: 50 sq. ft.

includes all Concierge amenities listed on previous page

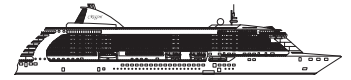


DELUXE VERANDA SUITE CATEGORY F-H

356 SQ. FT. Suite: 306 sq. ft. | Balcony: 50 sq. ft.

includes all Deluxe Veranda amenities listed on previous page

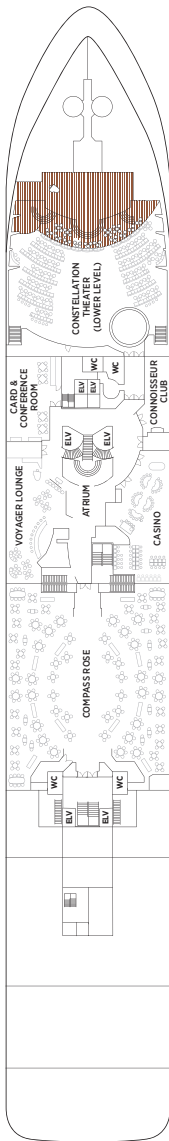
Seven Seas Voyager DECK PLANS



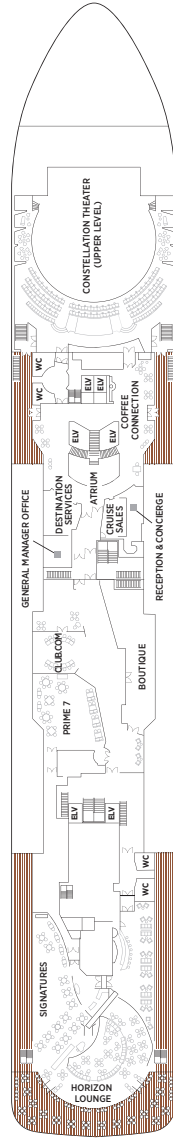
- MS MASTER SUITE
- GS GRAND SUITE
- VS VOYAGER SUITE
- SS SEVEN SEAS SUITE

- A PENTHOUSE SUITE
- B PENTHOUSE SUITE
- C PENTHOUSE SUITE
- D CONCIERGE SUITE

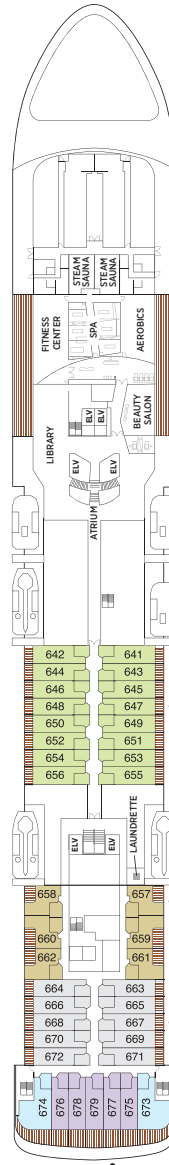
- E CONCIERGE SUITE
- F DELUXE VERANDA SUITE
- G DELUXE VERANDA SUITE
- H DELUXE SUITE



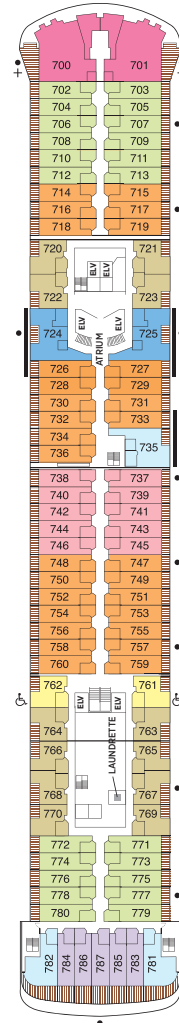
DECK 4



DECK 5



DECK 6



DECK 7

● Three Guest capacity suites

♿ Wheelchair accessible suites 761, 762, 859 and 860 have shower stall instead of bathtub

— Connecting suites

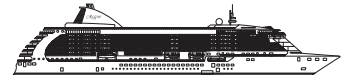
OVERALL LENGTH670 ft.
 BEAM (WIDTH)94.5 ft.
 DRAFT23 ft.
 GUESTS700

OFFICERSEuropean
 CREW447
 European/International
 GUEST DECKS9

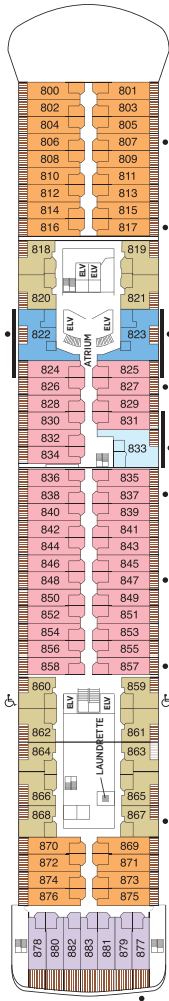
GROSS TONNAGE42,363
 CRUISING SPEED20 Knots
 SHIP'S REGISTRYBahamas

Deck Plan effective April 16, 2012

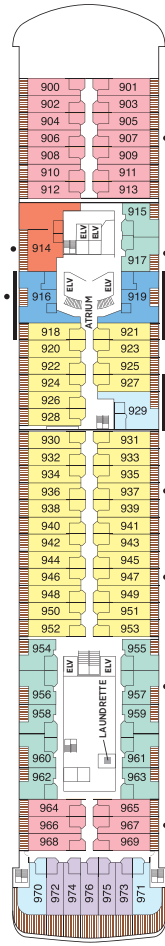
Seven Seas Voyager DECK PLANS



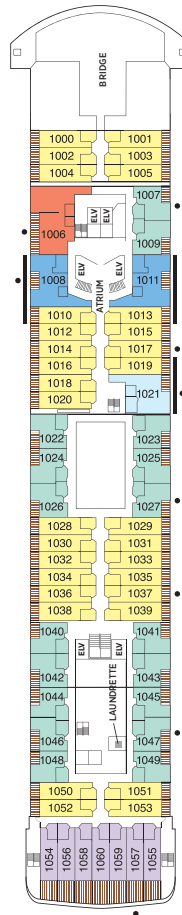
- | | | |
|--|--|---|
| ■ MS MASTER SUITE | ■ A PENTHOUSE SUITE | ■ E CONCIERGE SUITE |
| ■ GS GRAND SUITE | ■ B PENTHOUSE SUITE | ■ F DELUXE VERANDA SUITE |
| ■ VS VOYAGER SUITE | ■ C PENTHOUSE SUITE | ■ G DELUXE VERANDA SUITE |
| ■ SS SEVEN SEAS SUITE | ■ D CONCIERGE SUITE | ■ H DELUXE SUITE |



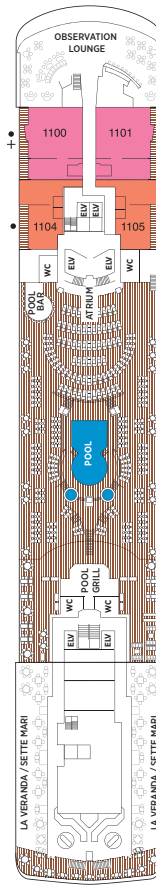
DECK 8



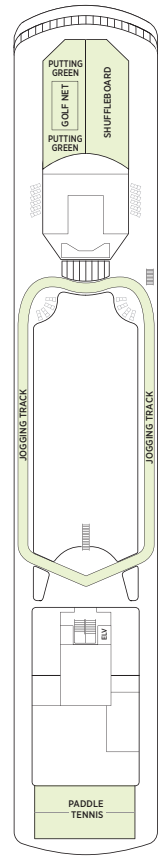
DECK 9



DECK 10



DECK 11



DECK 12

● Three Guest capacity suites

♿ Wheelchair accessible suites 761, 762, 859 and 860 have shower stall instead of bathtub

— Connecting suites

OVERALL LENGTH670 ft.
BEAM (WIDTH)94.5 ft.
DRAFT23 ft.
GUESTS700

OFFICERSEuropean
CREW447
European/International
GUEST DECKS9

GROSS TONNAGE42,363
CRUISING SPEED20 Knots
SHIP'S REGISTRYBahamas

Deck Plan effective April 16, 2012

Seven Seas Mariner® SUITES — FULLY REFURBISHED APRIL 2014

UPPER SUITE *Amenities* INCLUDE

MASTER (MS) • GRAND (GS) • MARINER (MN) • SEVEN SEAS (SS) • HORIZON (HS) • PENTHOUSE (A,B & C)

- FREE Business Class Air on Select Voyages
- Daily Canapés
- Hermès® Amenities
- Personal Butler
- iPhone® docking station to accommodate all iPhone® models
- Complimentary use of iPad®
- *Plus* All Amenities Listed Below

CONCIERGE & ABOVE *Amenities* INCLUDE

CONCIERGE (D-E)

- FREE 1-Night Pre-Cruise Luxury Hotel Package Including:
 - FREE Ground Transfers
 - FREE Breakfast
 - FREE Porterage
- Priority Online Shore Excursion Reservations
- Onboard Discounts
- *Plus* All Amenities Listed Below

DELUXE VERANDA & ABOVE *Amenities* INCLUDE

(F-H)

- Marble Bathroom
- Private Balcony
- European King-Size Suite Slumber Bed®
- Sitting Area
- Interactive Flat-Screen Television & Direct-Dial Satellite Phone
- Personalized Mini-Bar Set-up
- Vanity & Hair Dryer
- Regent Bathrobe & Slippers
- L'Occitane® Amenities
- Walk-in Closet with Safe



MASTER SUITE CATEGORY MS

2,002 SQ. FT.

Suite: 1,204 sq. ft. | Side Balcony: 71 sq. ft. | Forward Balcony: 727 sq. ft.

includes all Upper Suite amenities listed above

Suite includes 2½ marble bathrooms, 2 spacious bedrooms and 2 private balconies



GRAND SUITE CATEGORY GS

987 SQ. FT. Suite: 903 sq. ft. | Balcony: 84 sq. ft.

includes all Upper Suite amenities listed above

Suite includes 2 marble bathrooms

Suite measurements are approximate, and those in same category may vary in size. Suites may also have different furniture placement than as depicted in photographs. *Beginning November 2014, receive up to 500 minutes of FREE WiFi depending on length of voyage.



MARINER SUITE CATEGORY MN

739 SQ. FT. Suite: 650 sq. ft. | Balcony: 89 sq. ft.

includes all Upper Suite amenities listed on previous page
 Suite includes 1½ marble bathrooms



SEVEN SEAS SUITE CATEGORY SS

AFT: 847 SQ. FT. Suite: 561 sq. ft. | Balcony: 286 sq. ft.
FORWARD: 602 SQ. FT. Suite: 505 sq. ft. | Balcony: 97 sq. ft.

includes all Upper Suite amenities listed on previous page
 Seven Seas Aft Suite includes 1½ marble bathrooms



HORIZON VIEW SUITE CATEGORY HS

627 SQ. FT. Suite: 359 sq. ft. | Balcony: 268 sq. ft.

includes all Upper Suite amenities listed on previous page



PENTHOUSE SUITE CATEGORY A-C

449 SQ. FT. Suite: 376 sq. ft. | Balcony: 73 sq. ft.

includes all Upper Suite amenities listed on previous page



CONCIERGE SUITE CATEGORY D-E

301 SQ. FT. Suite: 252 sq. ft. | Balcony: 49 sq. ft.

includes all Concierge amenities listed on previous page

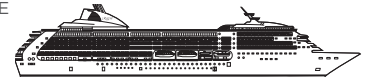


DELUXE VERANDA SUITE CATEGORY F-H

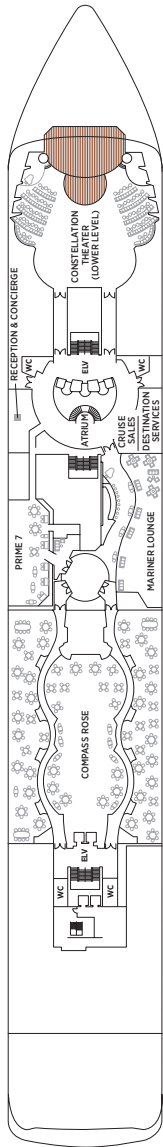
301 SQ. FT. Suite: 252 sq. ft. | Balcony: 49 sq. ft.

includes all Deluxe Veranda amenities listed on previous page

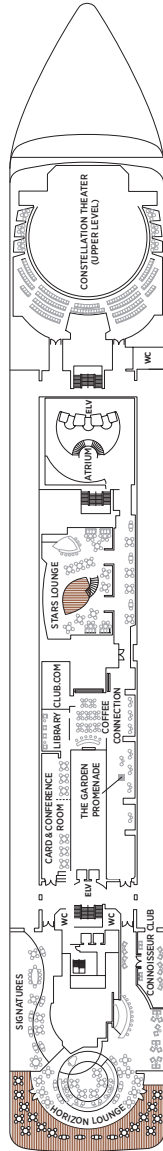
Seven Seas Mariner DECK PLANS



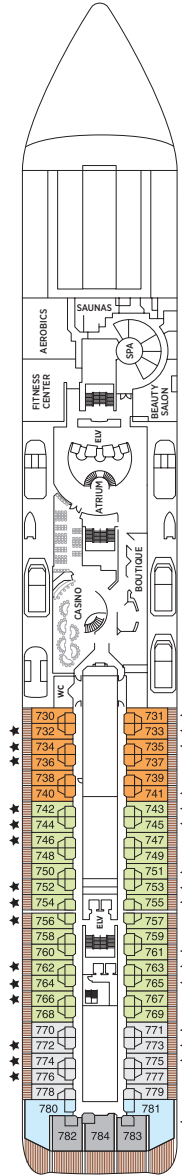
- MS MASTER SUITE
- GS GRAND SUITE
- MN MARINER SUITE
- SS SEVEN SEAS SUITE
- HS HORIZON VIEW SUITE
- A PENTHOUSE SUITE
- B PENTHOUSE SUITE
- C PENTHOUSE SUITE
- D CONCIERGE SUITE
- E CONCIERGE SUITE
- F DELUXE VERANDA SUITE
- G DELUXE VERANDA SUITE
- H DELUXE SUITE



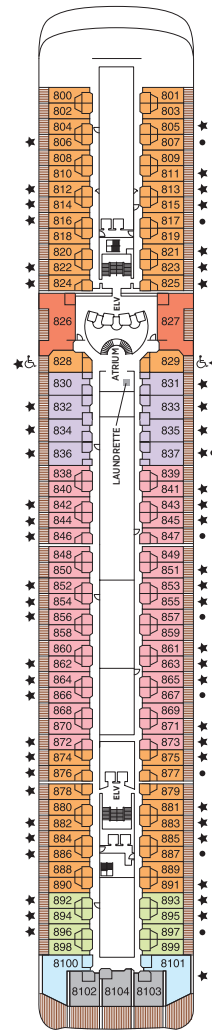
DECK 5



DECK 6



DECK 7



DECK 8

● Three Guest capacity suites

♿ Wheelchair accessible suites 828, 829, 918, 919, 1012 and 1013 have shower stall instead of bathtub

★ Bathroom features a glass-enclosed shower instead of bath tub

OVERALL LENGTH709 ft.
 BEAM (WIDTH)93 ft.
 DRAFT21 ft.
 GUESTS700

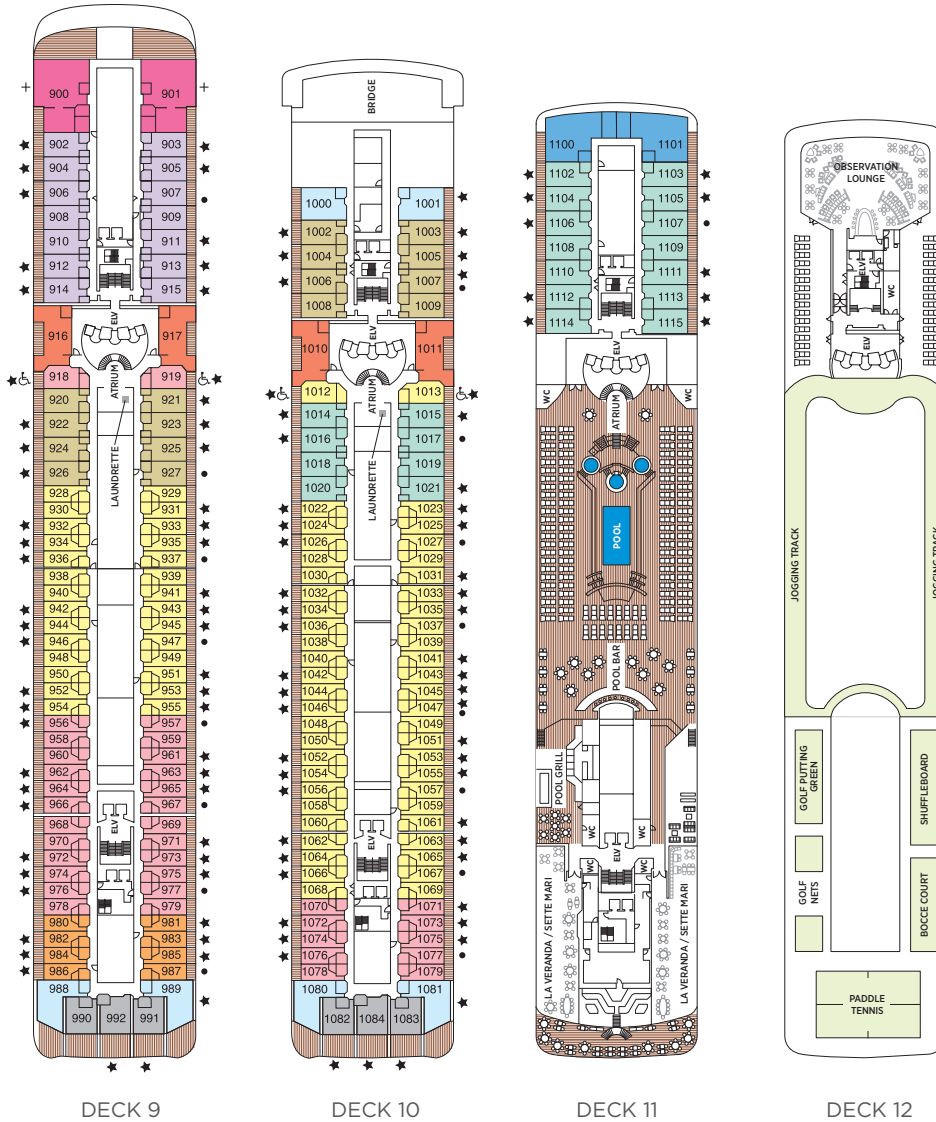
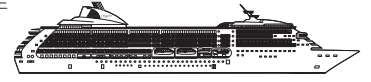
OFFICERSEuropean
 CREW445
 European/International
 GUEST DECKS8

GROSS TONNAGE48,075
 CRUISING SPEED20 Knots
 SHIP'S REGISTRYBahamas

Deck Plan effective April 2, 2012

- MS MASTER SUITE
- GS GRAND SUITE
- MN MARINER SUITE
- SS SEVEN SEAS SUITE
- HS HORIZON VIEW SUITE
- A PENTHOUSE SUITE
- B PENTHOUSE SUITE
- C PENTHOUSE SUITE
- D CONCIERGE SUITE
- E CONCIERGE SUITE
- F DELUXE VERANDA SUITE
- G DELUXE VERANDA SUITE
- H DELUXE SUITE

Seven Seas Mariner DECK PLANS



- Three Guest capacity suites
- ♿ Wheelchair accessible suites 828, 829, 918, 919, 1012 and 1013 have shower stall instead of bathtub
- ★ Bathroom features a glass-enclosed shower instead of bathtub

OVERALL LENGTH709 ft.	OFFICERSEuropean	GROSS TONNAGE48,075
BEAM (WIDTH)93 ft.	CREW445	CRUISING SPEED20 Knots
DRAFT21 ft.	European/International	SHIP'S REGISTRYBahamas
GUESTS700	GUEST DECKS8	

Deck Plan effective April 2, 2012

Seven Seas Navigator® SUITES — FULLY REFURBISHED MAY 2015

UPPER SUITE *Amenities* INCLUDE

MASTER (MS) • GRAND (GS) • NAVIGATOR (NS) • PENTHOUSE (A-C)

- Daily Canapés
- Hermès® Amenities
- Personal Butler
- iPhone® Docking Station to accommodate all iPhone® models
- Complimentary use of iPad®
- *plus* All Amenities Listed Below

CONCIERGE SUITE & ABOVE *Amenities* INCLUDE

CONCIERGE (D)

- FREE WiFi Throughout the Ship*
- FREE 1-Night Pre-Cruise Luxury Hotel Package Including:
 - FREE Ground Transfers
 - FREE Breakfast
 - FREE Portage
- Priority Online Shore Excursion Reservations
- Onboard Discounts
- *plus* All Amenities Listed Below

DELUXE WINDOW SUITE & ABOVE *Amenities* INCLUDE

DELUXE (E-F) • WINDOW (G-H)

- Marble Bathroom
- Private Balcony (except Category G-H)
- European King-Size Suite Slumber Bed®
- Sitting Area
- Interactive Flat-Screen Television & Direct-Dial Satellite Phone
- Personalized Mini-Bar Set-Up
- Vanity & Hair Dryer
- Regent Bathrobe & Slippers
- L'Occitane® Amenities
- Walk-in Closet with Safe



MASTER SUITE CATEGORY MS

1,021 - 1,173 SQ. FT. Suite: 1,067 sq. ft. | Balcony: 106 sq. ft.

SUITES 1000 & 1001: FULL WRAP-AROUND BALCONIES
SUITES 900 & 901: SIDE BALCONIES ONLY

includes all Upper Suite amenities listed above

Suite includes 1½ marble bathrooms



GRAND SUITE CATEGORY GS

687 - 739 SQ. FT. Suite: 539 sq. ft. | Balcony: 200 sq. ft.
SUITES 800 & 801: FULL WRAP-AROUND BALCONIES
SUITES 700 & 701: SIDE BALCONIES ONLY

includes all Upper Suite amenities listed on previous page
Suite includes 1½ marble bathrooms



NAVIGATOR SUITE CATEGORY NS

495 SQ. FT. Suite: 448 sq. ft. | Balcony: 47 sq. ft.
SUITE 1125 | 441 SQ. FT. Suite: 358 sq. ft. | Balcony: 56 sq. ft.

includes all Upper Suite amenities listed on previous page



PENTHOUSE SUITE CATEGORY A-C

356 SQ. FT. Suite: 301 sq. ft. | Balcony: 55 sq. ft.
SUITE 601 | 536 SQ. FT. Suite: 476 sq. ft. | Balcony: 60 sq. ft.

includes all Upper Suite amenities listed on previous page



CONCIERGE SUITE CATEGORY D

356 SQ. FT. Suite: 301 sq. ft. | Balcony: 55 sq. ft.

includes all Concierge amenities listed on previous page



DELUXE VERANDA SUITE CATEGORY E-F

356 SQ. FT. Suite: 301 sq. ft. | Balcony: 55 sq. ft.
SUITES 870 & 871 | 314 SQ. FT. Suite: 269 sq. ft. | Balcony: 45 sq. ft.

includes all Window Suite amenities listed on previous page

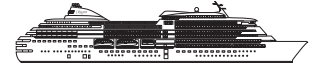


DELUXE WINDOW SUITE CATEGORY G-H

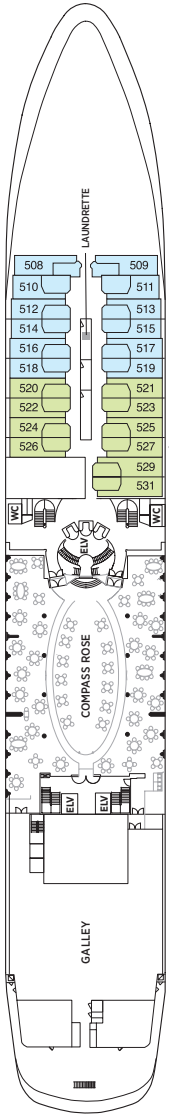
301 SQ. FT. Suite 600 features 516 sq. ft.

includes all Window Suite amenities listed on previous page

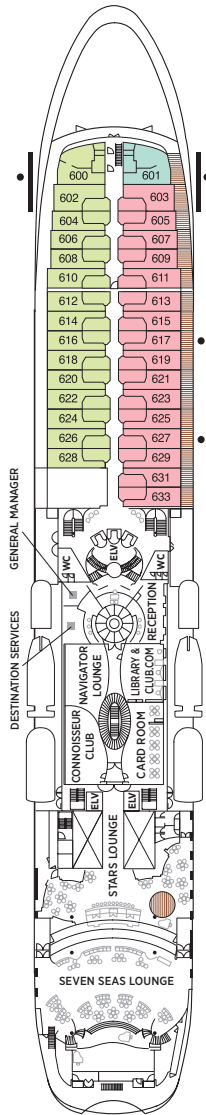
Seven Seas Navigator DECK PLANS



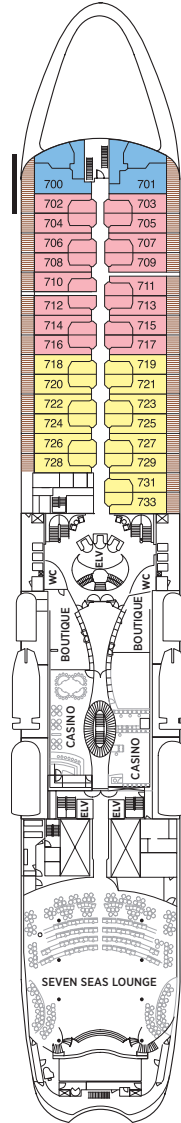
- MS MASTER SUITE
- GS GRAND SUITE
- NS NAVIGATOR SUITE
- A PENTHOUSE SUITE
- B PENTHOUSE SUITE
- C PENTHOUSE SUITE
- D CONCIERGE SUITE
- E DELUXE VERANDA SUITE
- F DELUXE VERANDA SUITE
- G DELUXE WINDOW SUITE
- H DELUXE WINDOW SUITE



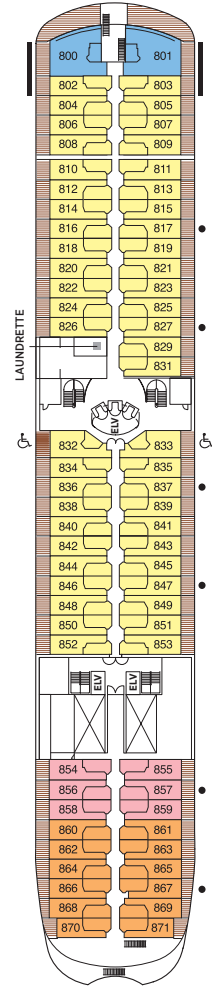
DECK 5



DECK 6



DECK 7



DECK 8

● Three Guest capacity suites

♿ Wheelchair accessible suites 832, 833, 928 and 929 have shower stall instead of bathtub

— Connecting suites

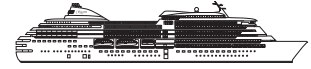
OVERALL LENGTH566 ft.
 BEAM (WIDTH)81 ft.
 DRAFT24 ft.
 GUESTS490

OFFICERSEuropean
 CREW345
 European/International
 GUEST DECKS8

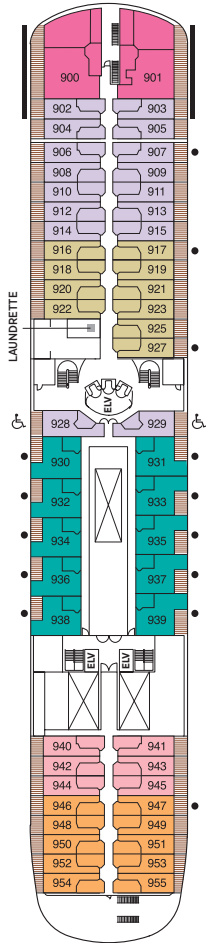
GROSS TONNAGE28,803
 CRUISING SPEED20 Knots
 SHIP'S REGISTRYBahamas

Deck Plan effective May 30, 2012

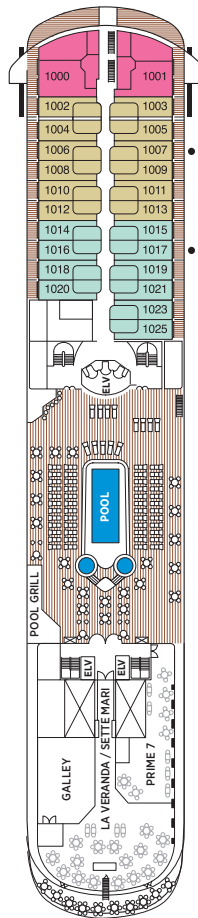
Seven Seas Navigator DECK PLANS



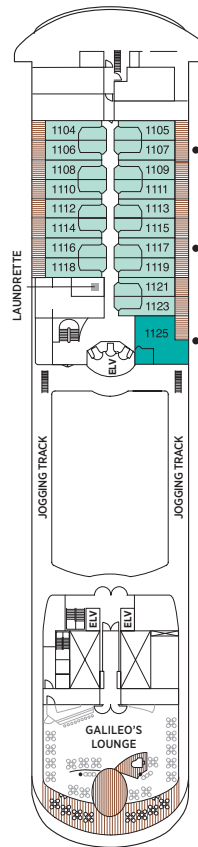
- MS MASTER SUITE
- GS GRAND SUITE
- NS NAVIGATOR SUITE
- A PENTHOUSE SUITE
- B PENTHOUSE SUITE
- C PENTHOUSE SUITE
- D CONCIERGE SUITE
- E DELUXE VERANDA SUITE
- F DELUXE VERANDA SUITE
- G DELUXE WINDOW SUITE
- H DELUXE WINDOW SUITE




DECK 9



DECK 10



DECK 11



DECK 12

- Three Guest capacity suites
- ♿ Wheelchair accessible suites 832, 833, 928 and 929 have shower stall instead of bathtub
- Connecting suites

OVERALL LENGTH566 ft.
 BEAM (WIDTH)81 ft.
 DRAFT24 ft.
 GUESTS490

OFFICERSEuropean
 CREW345
 International
 GUEST DECKS8

GROSS TONNAGE28,803
 CRUISING SPEED20 Knots
 SHIP'S REGISTRYBahamas

Deck Plan effective May 30, 2012